



# META BUSINESS MANAGER

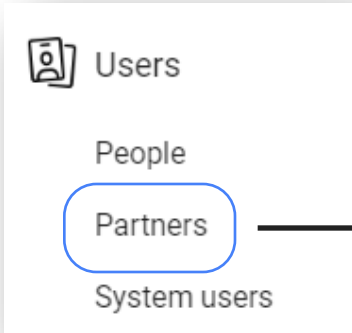
## Assigning Access



FB Business Manager

Bookmark this page in your browser

### Business settings




The best way to give access to your Facebook page, ad account, and billing is to go to your **Business Manager Account**. All businesses should have this account--assets are associated to the business manager account and easiest to give and remove access.

**Give a partner access to your assets**  
Add a partner and share your business' assets with them.

**Ask a partner to share their assets**  
Add a partner and have them share their assets with your business.

### Assign Users

Business Employees



Emp. vs Agency

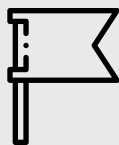


Marketing Partner

To assign access to employees, go to "People". (See above.)

Once you have given your agency "partner access", their agency can give individuals access on their team.

Share assets



FB Page



Ad Account



Billing



FB Pixel

To give access, see "share assets", search for the asset and assign it. If you have not set up a page or ad account, you need to do that before you can assign it.

Separate area, left side.

Once set up, it needs to be placed on your site.